



Name: _____

Roll No.: _____ Std 4 Div: _____

Date: _____

1. Observe the following picture. Circle the insects and write their names in the given space.

The insects observed in the scene are:



2. Give two examples of each.

(a) Tiny creeping animals: _____

(b) Flying insects: _____

(c) Crawling insects: _____

(d) Animals that help pollination of flowers: _____

(e) Things we get from the honeybees: _____

(f) Insects that are scavengers: _____

3. State true or false. And correctly rewrite the false statements.

(a) None of the insects are our friends.






(b) Mosquitoes are helpful to us.

(c) All insects have 6 legs.

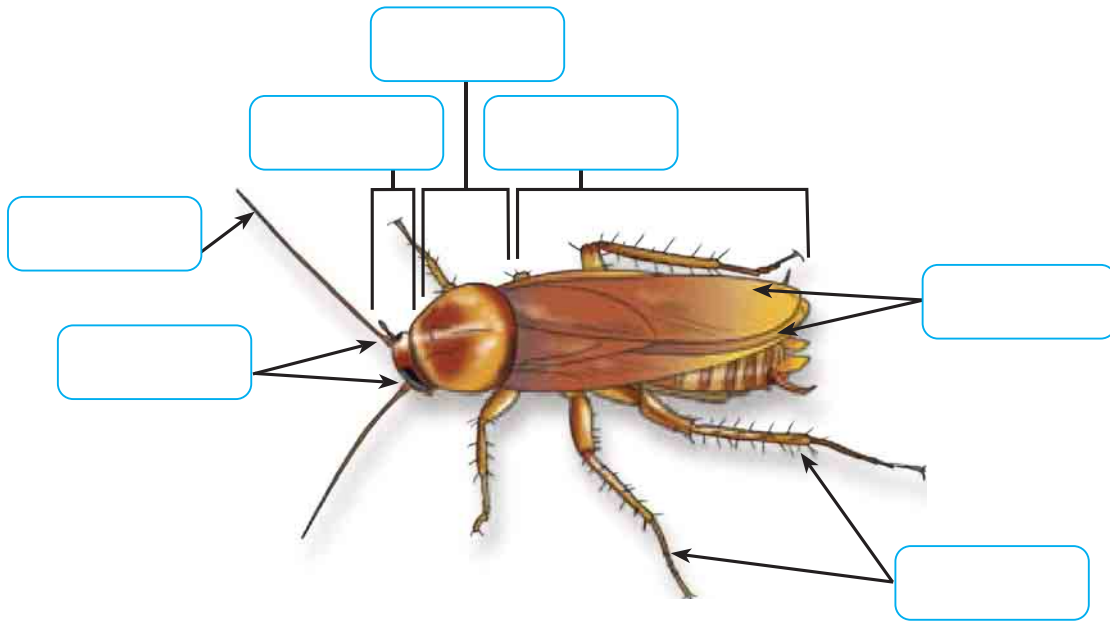
(d) Earthworms are farmers' friends.

(e) Snakes, lizards, and turtles are examples of flying animals.

4. Match the columns.

A					
B	Locust	Mosquito	Dragonfly	Butterfly	Earthworm
C	Makes the soil porous	Destroys the entire crop	Causes diseases like dengue and malaria	Feeds on pests	Helps in pollination

5. Label the body parts of a cockroach.



6. Answer the following questions.


(a) Earthworms, snails, and slugs are called friends of farmers. Justify.

(b) Ants are considered as the cleaners in the environment. Justify.

(c) How are ladybugs and dragonflies helpful to humans?

(d) Make a list of insects and other creepy crawlies that can be seen in your homes.

(e) Draw and label an insect that you can see in your surroundings.



Self-assessment

✓ the picture that shows how you worked today.

I liked doing this work.



yes



so-so



no

I found this work easy.



yes



so-so



no

Teacher's remark:

.....