



Name: _____

Roll No.: _____ Std 2 Div: _____

Date: _____

1. Look at the picture and name the mode of communication it shows.



2. Give 2 examples for each of the following.



(a) 2 communication modes in which we neither speak nor write.

(b) A written mode of communication in which we communicate with someone living far away.



(c) An instant mode of communication in which 2 or more people chat or talk.

3. X the odd one out.


(a)





(b)



(c)



(d)



4. Guess who I am.

(a) Daily I show you news, serials, and entertainment programmes.

(b) I help you to talk with your friends through calls and SMS.

(c) I am a bird. In the olden times, I used to carry letters.

(d) I help you to send emails.

5. Match the columns.

Column A	Column B
(a) Gesture / picture / sound	(i) Written communication
(b) Email	(ii) Sign communication
(c) Radio	(iii) Typed communication
(d) Letter	(iv) Oral communication

Answer: (a) – ____, (b) – ____, (c) – ____, (d) – ____.

6. State True or False.


- (a) Traffic signals are an example of sign language. _____.
- (b) Books, magazines, and newspapers are used for one-to-one communication. _____.
- (c) Mobile and computer are means of one-to-many-communication. _____.
- (d) Post cards and greeting cards are examples of written communication. _____.
- (e) The radio and television help communicate with many people at a time. _____.

7. Keep the following in their respective group.

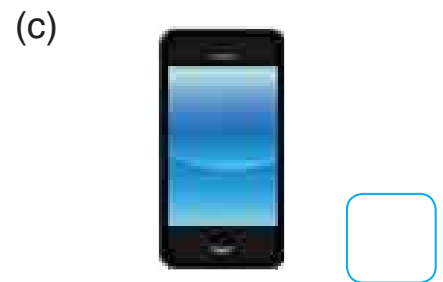

(colours, television, radio, letters, actions, greeting cards, facial expressions, telephone, inland letters)

Sign Communication	Oral Communication	Written Communication

8. Draw 2 modes of communication and write their names.



9. ✓ the gadget you do not use for communication.



Self-assessment

✓ the picture that shows how you worked today.

I liked doing this work.



yes



so-so



no

I found this work easy.



yes



so-so



no

Teacher's remark:

.....