

Unit 2: Our Animal Friends

1. Identify the animals and label them correctly!

A colorful illustration of a farm scene. In the foreground, there is a pink pig, a grey donkey, and a black and white cow with a red collar and a yellow bell. A small black and white dog is running towards the right. In the background, a boy with red hair, wearing blue overalls and a yellow shirt, holds a shovel. There is a wooden fence, a large green tree on the left, and a thatched-roof barn on the right. Five empty rectangular boxes are placed around the image, with yellow arrows pointing from each box to a specific animal: one to the pig, one to the donkey, one to the cow, one to the dog, and one to the boy.

2. Where do these animals live? Answer using the following options.

Land Water Both Land and Water Trees

 <input type="text"/>	 <input type="text"/>	 <input type="text"/>
 <input type="text"/>	 <input type="text"/>	 <input type="text"/>

3.

Write True or False.

- Birds have feathers and beaks. _____
- Monkeys live in water. _____
- Crocodiles can live both on land and in water. _____

4. Match the animals to their homes.

Animals	Homes
1. Honeybee	Den
2. Lion	Hive
3. Rabbit	Nest
4. Bird	Hole


5. Identify the kind of animal and write its name in the correct column.

Dog Deer Vulture Goat Cat Horse

WILD Animals	DOMESTIC Animals	PET Animals

6. Number the following animals from big to small.









7. Complete the story by filling in the blanks using the correct options.

meat	stable	shed	wool	sty
milk	pen	eggs	coop	



Uncle Jerry has a farm.

On his farm, he has some cows, which live in a _____ . They give him creamy

_____ .

On his farm, he has kept some pigs for _____ . And they live in a

_____ .

He rides the horses that live in a _____ .

Uncle Jerry also has some sheep. He gets _____ from them. And they live in a

_____ .







He has a few hens too, which live in a _____ . The hens give him yummy

_____ .





Uncle Jerry loves his animals and they too love him very much!!

Would you love to visit his farm and play with the animals?









8. Match the columns.

Animal	Type of Movement
	Hopping
	Swimming
	Flying
	Running
	Slithering
	Crawling

9. Observe the pictures and write the number of legs each animal has.

<p>a.</p>  <input data-bbox="552 262 657 346" type="text"/>	<p>b.</p>  <input data-bbox="1023 273 1128 357" type="text"/>
<p>c.</p>  <input data-bbox="560 472 665 556" type="text"/>	<p>d.</p>  <input data-bbox="1015 483 1120 567" type="text"/>

10. Match the animals with their babies.

No.	Animals	Babies
1.	 <p>Horse</p>	 <p>Kitten</p>
2.	 <p>Frog</p>	 <p>Caterpillar</p>
3.	 <p>Cat</p>	 <p>Foal</p>
4.	 <p>Butterfly</p>	 <p>Tadpole</p>

11. Draw and colour your favourite wild animal. Label its body parts. Does it have the same body parts that you have? Mark the parts which are different.

